

# Experience

a fascinating journey

The Heart of Gippsland



## Places of Interest:

### BUSHLANDS:

- 1 **Tarra Bulga National Park** - Cyathea Falls and suspension bridge over a fern filled gully
- 2 **Stradbroke Flora & Fauna Reserve** - Wild flowers and wild life
- 3 **Holly Plains National Park**
- 4 **Jungadale Nature Reserve** - Lyre birds, possums, owls (at night), rare gum
- 5 **White Womans Waterhole**
- 6 **Willung South Bushland Reserve** - Scenic drives



### SCENIC TRAILS & LOOKOUTS:

- 7 **Wildflower Sanctuary** - Rare Grevilleas
- 8 **Gormandale Cemetery Walk** - Orchids and wild flowers
- 9 **Seckers, Henwoods & McNees Roads** - Wildlife walk, kangaroos at dusk
- 10 **Onley's Road** - Wildflowers, orchids, emus (with chicks in spring)
- 11 **Old Rosedale Road** - Wildflower Nature Trail
- 12 **Toms Cap Lookout**

### CYCLING TRAILS:

- 8 **Gormandale Cemetery Walk** - Orchids and wild flowers
- 10 **Onley's Road** - Wildflowers, orchids, emus (with chicks in spring)
- 11 **Old Rosedale Road** - Wildflower Nature Trail



Get the **OFFICIAL VISITORS GUIDE** and discover more about the Gippsland region

The Wellington Shire is full of things to see and do and great places to stay. From cosy seaside B&Bs, Motels and family accommodation through to Camping and Caravan parks.

Wellington is a great place to base your holiday in Gippsland.

Call the Wellington Visitor Information Centre - Sale


**1800 677 520**

[www.tourismwellington.com.au](http://www.tourismwellington.com.au)

and discover Wellington

"The Heart of Gippsland"


Cover: Lyrebird at Jungadale Nature Reserve. Flora photos are courtesy of K. Harrison.




DESIGN: TIMOTHY/SBENTISPACE/NETJAU

# Discover Gormandale & Surrounds

A District of Wellington Shire



The Heart of Gippsland



Wildlife



Flora



Scenic Drives



Experience the native flora and fauna amidst the natural beauty that exists in these tranquil settings and take the time to explore the many local vineyards and wineries along the scenic country roads.



# Discover Gormandale & Surrounds

## GORMANDALE - In the valley of flowers

Nestled in the fertile Merrimans Creek Valley, the rural community of Gormandale is approximately two and a half hours east of Melbourne. The Merrimans Creek flows from Tarra Bulga National Park to Seaspray, on Gippsland's 90 Mile Beach.



Surrounded by abundant native flora and fauna, visitors have many opportunities to explore and discover Gormandale's natural beauty.



The blooming of Wildflowers is most prolific from September to December and can be easily seen along walking tracks and peaceful country roads.



Whilst amongst the bush setting, encounter the native animals such as echidna, emus and kangaroos at dusk and an array of bird life living in their natural habitat.



Visit the majestic Jungadale Nature Reserve, experiencing the wonder of resident native animals. The Lyrebird's spectacular displays and boldness during the mating season can be often seen from the months of June to August.

Having delved into the natural offerings of the Gormandale district, extend your visit at one of the local cottages. From local art displays to farm activities, there is accommodation to ensure you experience the hospitality, tranquility and comfort of country life.

Unwind and tour the local wineries, experiencing the best Gippsland has to offer. Talk to the winemakers at the cellar door, and explore the vineyards and wineries of the Gormandale region.

### GENERAL STORE & INFORMATION CENTRE

Caters to your common needs as well as offering friendly and knowledgeable advice of the area.

**Kelvin and Cat Barlow • Ph: 5197 7200**

### GORMANDALE COMMUNITY HOUSE

With access to the Internet you can check your email and even plan your next adventure.

**Marcia Bracken • Ph: 5197 7264**

### HOLLEY HILL VINEYARD & WINERY

Premium cool climate vineyard and winery overlooking the Merrimans Creek Valley. Chardonnay, Sauvignon Blanc, Pinot Noir and Shiraz.

**David Packham • Ph: 5198 2205**

### KOONGOORA WINERY

Situated in scenic hill country, offering unique organic fruit wines. Specialised care is taken to preserve their individual qualities & flavours.

**Nancy Phillips • Ph: 5194 2262**

### TOMS CAP VINEYARD

Boutique cellar door producing quality Gippsland wines. Stay in the cottages, explore the vineyard & enjoy the local art on display.

**Ann Woodgate • Ph: 5194 2215**

### WILLUNG SOUTH COTTAGE

Unwind in a peaceful rural location, perfect for bushwalkers and nature lovers. Farm activities.

**Marj Elliot • Ph: 5194 2307 • Mob: 0408 942 307**

### MERRIMANS CREEK COTTAGE

Spectacular views, abundant wildlife, wildflowers and walking trails. Large trout filled lake with BBQ facilities. Open Mid 2005.

**Richard Lancaster • Ph: 5197 7281**

### WILLUNG SOUTH SWIMMING POOL

Cool off or enjoy a splash in the community 25-metre heated indoor swimming pool. Opening mid 2005

**Stephanie Cohen • Ph: 5197 7364 • Ian Onley • Ph: 5197 7385**

